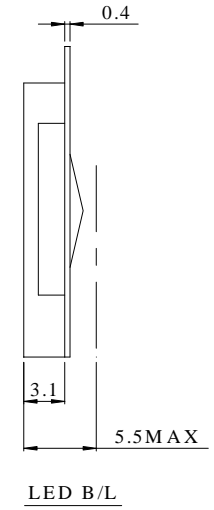
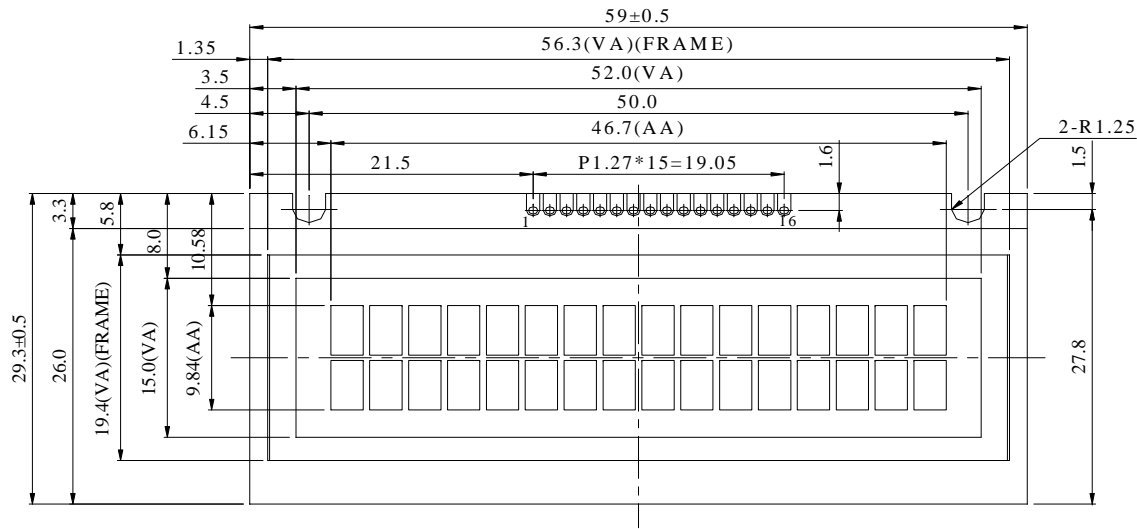
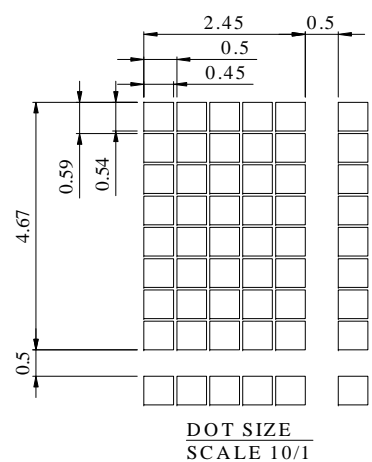


# Contour Drawing & Block Diagram



| PIN NO. | SYMBOL  |
|---------|---------|
| 1       | VLED(-) |
| 2       | VSS     |
| 3       | VDD     |
| 4       | VO      |
| 5       | RS      |
| 6       | R/W     |
| 7       | E       |
| 8       | DB0     |
| 9       | DB1     |
| 10      | DB2     |
| 11      | DB3     |
| 12      | DB4     |
| 13      | DB5     |
| 14      | DB6     |
| 15      | DB7     |
| 16      | A       |



The non-specified tolerance of dimension is ±0.3 mm .

|            |               |                                   |
|------------|---------------|-----------------------------------|
| SCALE: 2/1 | REV: A        | 華凌光電股份有限公司<br>WINSTAR DISPLAY CO. |
| UNIT: mm   | PAGE: 1/1     |                                   |
| APPROVE    |               | MODEL<br>WH1602S-YYH-JT#          |
| CHECK      |               | TITLE<br>LCM DRAWING              |
| DRAW       | Joy 01/20/05' | DWG NO.                           |